

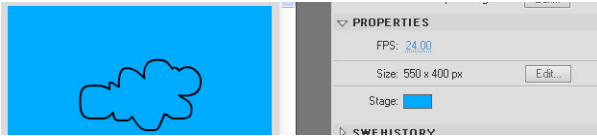
# L8-02: Creating and Using a Continuously Moving Background Animating – Part3

Name: \_\_\_\_\_ Period: \_\_\_\_\_ Folder: \_\_\_\_\_

2 ways to show an object falling:

1. \_\_\_\_\_

2. \_\_\_\_\_





\_\_\_\_\_  
\_\_\_\_\_  
\_\_\_\_\_




\_\_\_\_\_  
\_\_\_\_\_  
\_\_\_\_\_

\_\_\_\_\_  
\_\_\_\_\_  
\_\_\_\_\_  
\_\_\_\_\_  
\_\_\_\_\_



\_\_\_\_\_  
\_\_\_\_\_  
\_\_\_\_\_  
\_\_\_\_\_  
\_\_\_\_\_  
\_\_\_\_\_



---

---

---


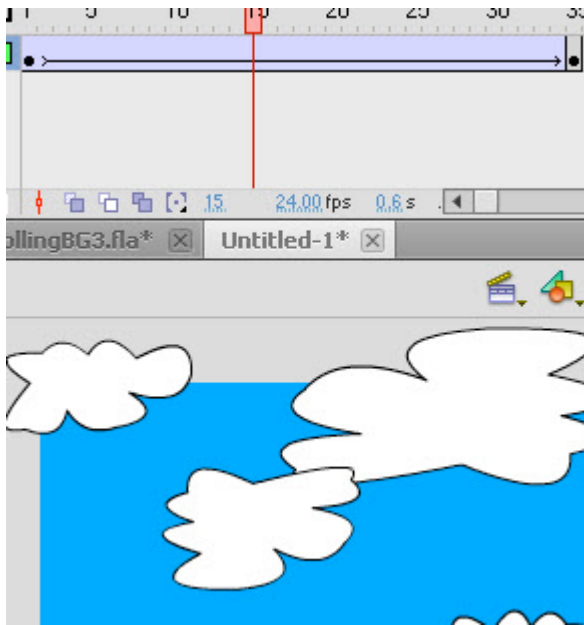
---

---

---

---

---



---

---

---

---

---

---

---

---

---

---

---

---

---

---

---

---

---

---

---

---

